

YCT 系列电磁调速电动机

YCT SERIES ELECTROMAGNETIC SPEED ADJUSTABLE MOTORS

机座号 112~355

工作制 S1

防护等级 IP21

功率 0.55KW~90KW

绝缘等级 B

调速比 1: 10



适用于: 恒转矩无级调速的场合, 特别适用于风机、水泵等递减转矩负载。

Applications: fans, pumps and such instruments with decreasing load

特点: 恒转矩无级调速、结构简单、操作维修方便、运行可靠。

Features: Stepless adjustable speed with constant torque. Ease to operation.

使用条件: 海拔不超过 1000m; 环境空气温度随季节而变化, 但最高不超过 40℃。少尘、无铁磁性物质尘埃、无腐蚀金属破坏绝缘和爆炸性的气体。

性能数据 Performance Data

380V 50Hz

| 型 号 Type | 标称功率 Nominal Output kW | 额定转矩 Rated Torque N.m | 额定调 速范围 Speed Range r/min | 型 号 Type | 标称功率 Nominal Output kW | 额定转矩 Rated Torque N.m | 额定调 速范围 Speed Range r/min |
|-------------|---------------------------------|--------------------------------|------------------------------------|-------------|---------------------------------|--------------------------------|------------------------------------|
| YCT112-4A | 0.55 | 3.6 | 1230~125 | YCT225-4B | 15 | 94 | 1250~125 |
| YCT112-4B | 0.75 | 4.9 | 1230~125 | YCT250-4A | 18.5 | 110 | 1320~132 |
| YCT132-4A | 1.1 | 7.1 | 1230~125 | YCT250-4B | 22 | 137 | 1320~132 |
| YCT132-4B | 1.5 | 9.7 | 1230~125 | YCT280-4A | 30 | 189 | 1320~132 |
| YCT160-4A | 2.2 | 14.1 | 1250~125 | YCT315-4A | 37 | 232 | 1320~132 |
| YCT160-4B | 3 | 19.2 | 1250~125 | YCT315-4B | 45 | 282 | 1320~132 |
| YCT180-4A | 4 | 25.2 | 1250~125 | YCT355-4A | 55 | 344 | 1340~440 |
| YCT200-4A | 5.5 | 36.1 | 1250~125 | YCT355-4B | 75 | 469 | 1340~440 |
| YCT200-4B | 7.5 | 47.7 | 1250~125 | YCT355-4C | 90 | 564 | 1340~600 |
| YCT225-4A | 11 | 69 | 1250~125 | | | | |

注: 1. 标称功率为拖动电机的额定功率。The nominal output is the rated output of the driving motor.

调速电动机的输出功率 the output of the regulating shaft is:

$$P_2 = \frac{T_2 \times n_2}{9.55} \times 0.001$$

P_2 — 输出功率, kW

T_2 — 输出转矩, N·m

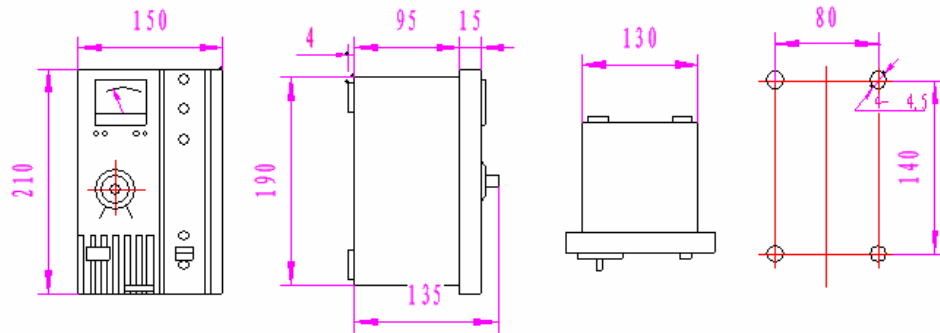
n_2 — 输出转速, r/min

2. 表中数据允许变动, 恕不另行通知。

All data subject to change without notice. Use only certified data for purchases.

CTK 型 (JD1 型) 电磁调速电动机控制器

Model CTK (JD1) eddy-current coupling drive controllers



技术参数 Technical Data

380V 50Hz

| 型 号 Type | | CTK-A30 (JD1A-40) | CTK-A90 (JD1A-90) | CTK-B30 (JD1B-40) | CTK-B90 (JD1B-90) |
|--|-------|--|-------------------------|-------------------------------------|----------------------|
| 电 源 Input Power | 电压 V | 220±10% | | | |
| | 频率 Hz | 50±2% | | | |
| 额定直流输出 DC Rated Output | 电压 V | ≥80 | | | |
| | 电流 A | 4 | 6.3 | 4 | 6.3 |
| 可控电机功率 kW Power range of controlled motor | | 0.55~30 | 37~90 | 0.55~30 | 37~90 |
| 转速变化率 % Speed variation ratio | | 2.5 | | 1.0 | |
| 稳速精度 % Accuracy of speed stability | | ≤1 | | | |
| 端子标志 Terminal Mark | | 输入 input 1 相线 phase terminal 2 零线 zero line | 输出 output 3 + 4 - | 测速发电机 tachogenerator 5 6 7 | |

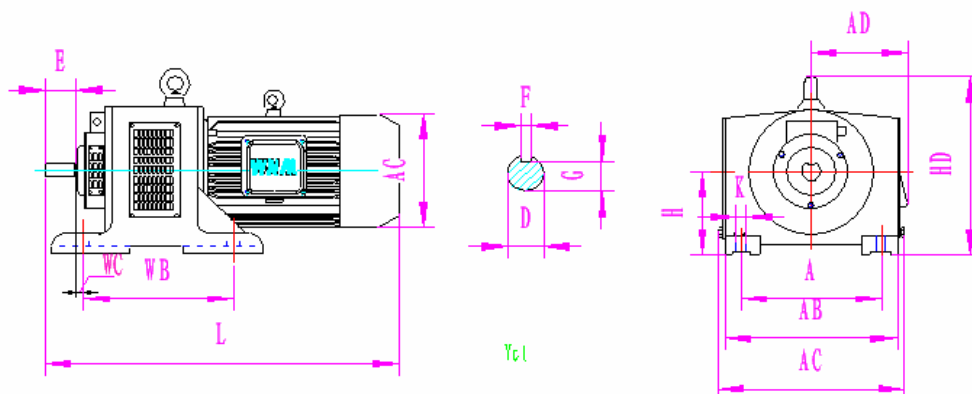
控制器输出电流允许短时过载 20%，时间不超过 10min。

The output current of the controller can be withstanding 20% overload within 10min.

外形及安装尺寸 Dimensions

mm

YCT

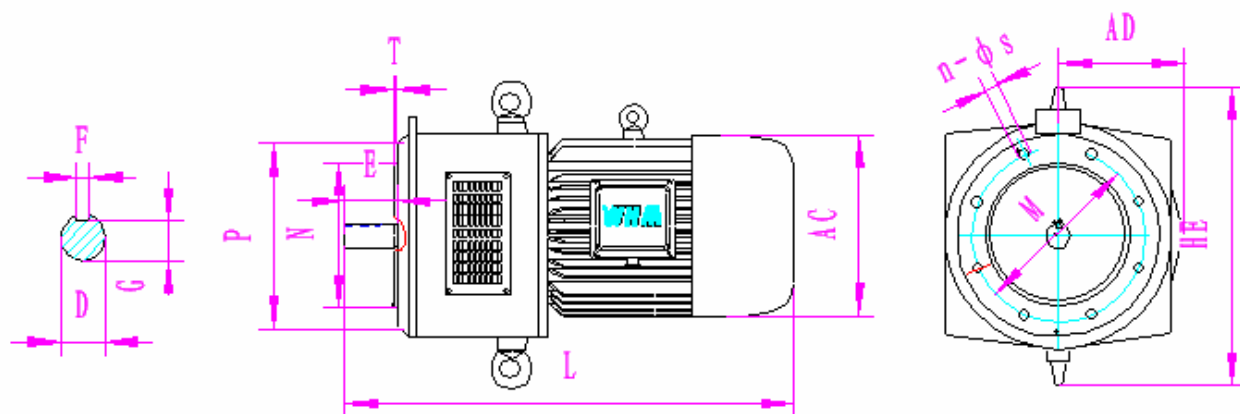


| 型 号 Type | 安装尺寸 Mounting Dimensions | | | | | | | | | 外形尺寸 Overall Dimensions | | | | |
|-------------|--------------------------|-----|-----|-----|-----|----|----|------|----|-------------------------|-----|-----|-----|------|
| | A | WB | WC | E | H | D | F | G | K | AB | AC | AD | HD | L |
| YCT112-4 | 190 | 210 | 40 | 40 | 112 | 19 | 6 | 15.5 | 12 | 240 | 260 | 150 | 280 | 520 |
| YCT112-4 | 190 | 210 | 40 | 40 | 112 | 19 | 6 | 15.5 | 12 | 240 | 260 | 150 | 280 | 520 |
| YCT132-4 | 216 | 241 | 40 | 50 | 132 | 24 | 8 | 20 | 12 | 285 | 310 | 165 | 330 | 570 |
| YCT132-4 | 216 | 241 | 40 | 50 | 132 | 24 | 8 | 20 | 12 | 285 | 310 | 165 | 330 | 585 |
| YCT160-4 | 254 | 267 | 45 | 60 | 160 | 28 | 8 | 24 | 15 | 330 | 350 | 185 | 385 | 665 |
| YCT160-4 | 254 | 267 | 45 | 60 | 160 | 28 | 8 | 24 | 15 | 330 | 350 | 185 | 385 | 665 |
| YCT180-4 | 279 | 305 | 45 | 60 | 180 | 28 | 8 | 24 | 15 | 365 | 385 | 195 | 430 | 700 |
| YCT200-4 | 318 | 356 | 50 | 80 | 200 | 38 | 10 | 33 | 19 | 410 | 430 | 235 | 485 | 820 |
| YCT200-4 | 318 | 356 | 50 | 80 | 200 | 38 | 10 | 33 | 19 | 410 | 430 | 235 | 485 | 860 |
| YCT225-4 | 356 | 406 | 56 | 110 | 225 | 42 | 12 | 37 | 19 | 465 | 485 | 270 | 545 | 980 |
| YCT225-4 | 356 | 406 | 56 | 110 | 225 | 42 | 12 | 37 | 19 | 465 | 485 | 270 | 545 | 1025 |
| YCT250-4 | 406 | 457 | 63 | 110 | 250 | 48 | 14 | 42.5 | 24 | 520 | 540 | 295 | 595 | 1130 |
| YCT250-4 | 406 | 457 | 63 | 110 | 250 | 48 | 14 | 42.5 | 24 | 520 | 540 | 295 | 595 | 1170 |
| YCT280-4 | 457 | 508 | 70 | 110 | 280 | 55 | 16 | 49 | 24 | 575 | 595 | 320 | 665 | 1280 |
| YCT315-4 | 508 | 560 | 89 | 140 | 315 | 60 | 18 | 53 | 28 | 645 | 670 | 345 | 770 | 1400 |
| YCT315-4 | 508 | 560 | 89 | 140 | 315 | 60 | 18 | 53 | 28 | 645 | 670 | 345 | 770 | 1425 |
| YCT355-4 | 610 | 630 | 108 | 140 | 355 | 65 | 18 | 58 | 28 | 755 | 780 | 390 | 890 | 1550 |
| YCT355-4 | 610 | 630 | 108 | 140 | 355 | 75 | 20 | 67.5 | 28 | 755 | 780 | 420 | 890 | 1630 |
| YCT355-4 | 610 | 630 | 108 | 140 | 355 | 75 | 20 | 67.5 | 28 | 755 | 780 | 420 | 890 | 1680 |

外形及安装尺寸 Dimensions

mm

YCTL



| 型 号 Type | 安 装 尺 寸 Mounting Dimensions | | | | | | | | | | 外形尺寸 Overall Dimensions | | | |
|-------------|-----------------------------|-----|----|------|-----|-----|-----|---|----|---|-------------------------|-----|-----|------|
| | D | E | F | G | M | N | P | n | S | T | AC/2 | AD | HE | L |
| YCTL112-4A | 19 | 40 | 6 | 15.5 | 215 | 180 | 250 | 4 | 15 | 4 | 125 | 150 | 333 | 515 |
| YCTL112-4B | 19 | 40 | 6 | 15.5 | 215 | 180 | 250 | 4 | 15 | 4 | 125 | 150 | 333 | 515 |
| YCTL132-4A | 24 | 50 | 8 | 20 | 215 | 180 | 250 | 6 | 15 | 4 | 142 | 155 | 391 | 580 |
| YCTL132-4B | 24 | 50 | 8 | 20 | 215 | 180 | 250 | 6 | 15 | 4 | 142 | 155 | 391 | 580 |
| YCTL160-4A | 28 | 60 | 8 | 24 | 265 | 230 | 300 | 6 | 15 | 4 | 165 | 185 | 445 | 620 |
| YCTL160-4B | 28 | 60 | 8 | 24 | 265 | 230 | 300 | 6 | 15 | 4 | 165 | 185 | 445 | 665 |
| YCTL180-4A | 28 | 60 | 8 | 24 | 265 | 230 | 300 | 6 | 15 | 5 | 180 | 190 | 485 | 670 |
| YCTL200-4A | 38 | 80 | 10 | 33 | 300 | 250 | 350 | 6 | 19 | 5 | 205 | 210 | 530 | 840 |
| YCTL200-4B | 38 | 80 | 10 | 33 | 300 | 250 | 350 | 6 | 19 | 5 | 205 | 210 | 530 | 840 |
| YCTL225-4A | 42 | 110 | 12 | 37 | 350 | 300 | 400 | 6 | 19 | 5 | 225 | 255 | 582 | 970 |
| YCTL225-4B | 42 | 110 | 12 | 37 | 350 | 300 | 400 | 6 | 19 | 5 | 225 | 255 | 582 | 1015 |
| YCTL250-4A | 48 | 110 | 14 | 42.5 | 400 | 350 | 450 | 8 | 19 | 5 | 250 | 285 | 642 | 1130 |
| YCTL250-4B | 48 | 110 | 14 | 42.5 | 400 | 350 | 450 | 8 | 19 | 5 | 250 | 285 | 642 | 1170 |
| YCTL280-4A | 55 | 110 | 16 | 49 | 450 | 400 | 500 | 8 | 19 | 5 | 286 | 320 | 740 | 1270 |