


Weigh Module

Model HM-E III

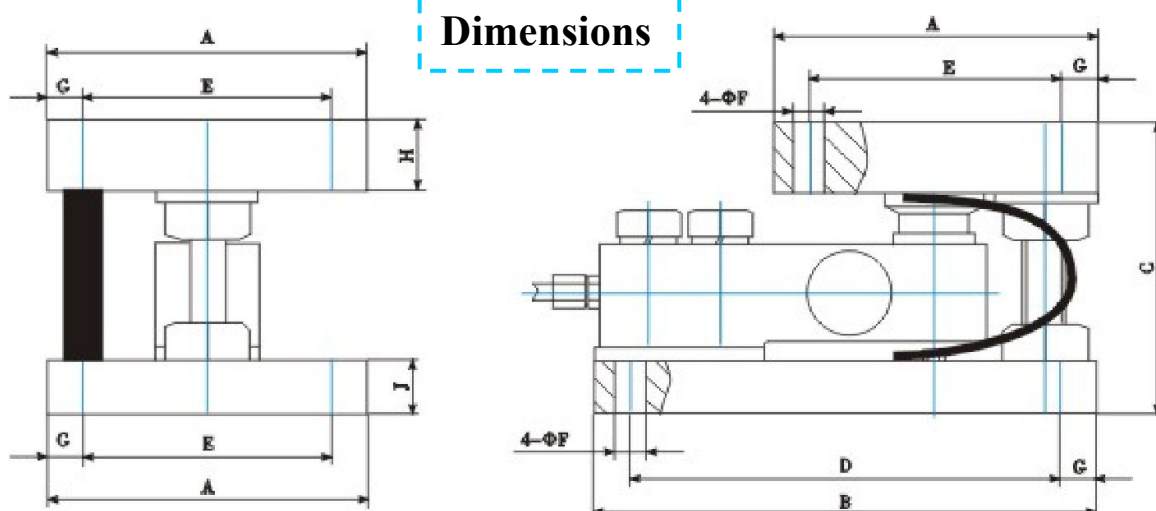
Specially Designed For

Hopper, Bin And Tank(200kg~5t)

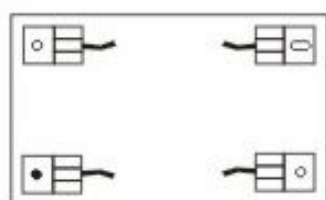


- High precision fully laser welded stainless steel load cell SSB-III(OIML R60 C3 & NTEP 10000III L),IP68,Capable of using in unfavorable conditions.
- Unique structure which is fit for most kind of tank
- Three types of top plate structure(Stationary type,Semi-floating type,Floating type) Which can counteract the temperature effect on the tanks.
- Self centering design for accurate weighing.
- Self checking and over lift protection structure for no check rods needed.
- Stay bolt prevents the equipment from falling down.
- Easy to install and maintain which take less time from machine halt.
- Nickel plated steel mounting kit.

Dimensions



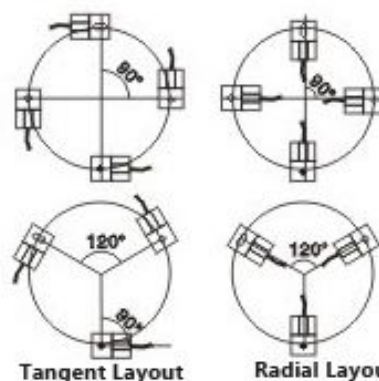
Rated Load(T)	A	B	C	D	E	F	G	H	J
0.2,0.3,0.5,1,2,3	114.3	177.8	104.8	152.4	88.9	Φ11	12.7	25.4	19
5	152.4	235	135.5	184.2	101.6	Φ17.5	25.4	31.8	25.4



Rectangle Layout



A Stationary B Semifloating C Floating



Tangent Layout

Radial Layout

*Specifications are subject to change without notice.

Mar.2014