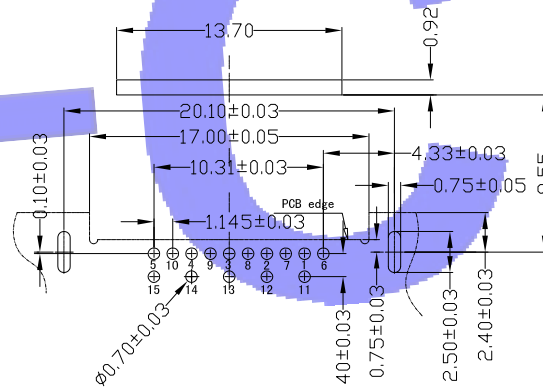
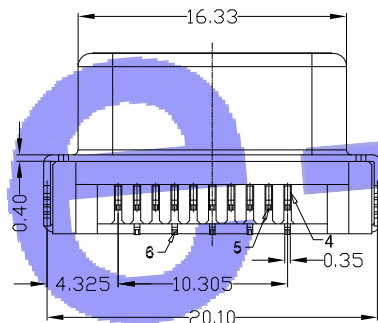
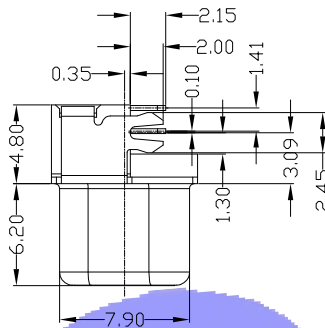
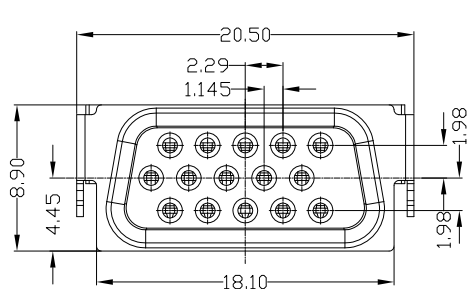


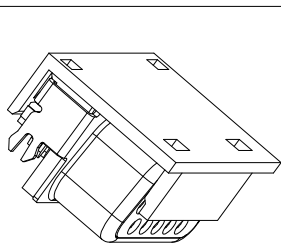
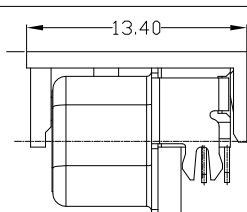
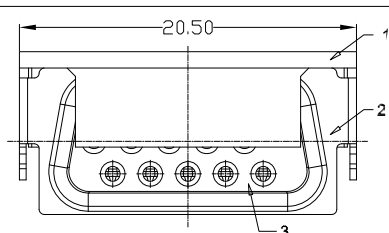
RoHS PASS

| REV | ECN NO | LOCATIONS | DESCRIPTION | DATE | DESIGN |
|-----|--------|-----------|--------------|----------|--------|
| AO | | | NEW RELEASED | 02/07'14 | CAIWEI |



RECOMMENDED PCB LAYOUT

VIEW FROM CONNECTOR TOP SIDE UNSPECIFIED TOLERANCE±0.05



| DIM | TOL | DEC | TOL |
|-------|-------|--------|-------|
| X. | ±1.0 | X.* | ±1" |
| X.X | ±0.38 | X.X* | ±0.5" |
| X.XX | ±0.25 | X.XX* | |
| X.XXX | ±0.10 | X.XXX* | |

ELECTRICAL CHARACTERISTICS

Contact Current Rating: 1 Amperes.

Dielectric Withstanding Voltage: AC 1000 V r.m.s.

Insulation Resistance: 1000 Megohms Minimum
at DC 500V

Contact Resistance: 30 Milliohms Maximum.

Operating Temperature: -55°C~85°C.

MATERIALS:

Contacts: Copper Alloy.

Insulator: LCP+Glass Fiber, UL 94V-0 Rated.

Shell: SPCC .

HDBX-15FX-XXR0-50

5-ROHS

Contact Finish:

1-Gold Flash

5-Selective Gold 15u"

7-Selective Gold 30u"

Shell Finish:
N-Nickel

Insulator Color:

K-Black

G-Green

B-Blue

e-Conn 苏州正耀电子有限公司
ELECTRONIC(SU-ZHOU) CO., LTD

| | | | |
|-----------|------|--------------------------|---------------------|
| DRAW NO: | DATE | MATERIAL: SEE NOTE | DRAW NAME: |
| DESIGN: | | FINISH: / | HD-SUB 15PIN FEMALE |
| CHECK: | | FILE: / | REVERSE CONNECTOR |
| REVIEW: | | P/N NO:HDBX-15FX-XXR0-50 | MODEL: |
| APPROVED: | | REV: A0 SCALE: N/A | UNIT: mm |
| | | | SHEET 1/1 |